



Product Support Bulletin 2009-008

245 W. Forest Hill Avenue
Oak Creek, WI 53154

Contact: Gary D. Van Deluyster, Service Manager – Phone: 800-445-9258 – Fax: 414-766-2260

Maintenance of Way ~ Work Equipment Bulletin

DATE: August 12, 2009

SUBJECT: Cab Tube Upgrade Kit – 98760059

RATING: **DIRECTIVE**
(Action is required)

ALERT
(Potential Problem)

INFORMATION
(Action is optional)

PRODUCT IMPROVEMENT
(Enhance Product)

**MACHINE
MODEL(S):** TRIPP

**SERIAL
NUMBER(S):** 760125-760333

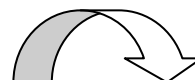
SUMMARY: The tubes connecting the Propel Manifold to the front Travel Motor and Workhead Manifold run under the cab of the machine and are difficult to replace without removing the cab. See Figure 1 on Page 2. Kit 98760059 includes hoses that replace the section of the tubes under the cab and new tubes for the top of the frame. See Figure 2 on Page 2.

**OPERATIONAL
IMPACT:** After installation of this kit, replacing a damaged tube will be much easier and faster resulting in less down-time for the machine.

ACTION: There are 2 options for installing this kit. For Option 1, the tubes are cut just in front of the cab and the tube section on top of the frame is removed and replaced with the tubes from the kit. The kit hoses are routed under the cab next to the remaining section of the old tube and are connected to the Propel Manifold and the new tubes.

For Option 2, the cab is removed and the existing tubes are removed entirely and replaced with the tubes and hoses from the kit. In both options, the existing clamps are used to retain the new tubes. Machines with serial numbers of 760334 and higher have been modified at the factory and do not require this kit.

WARRANTY: None



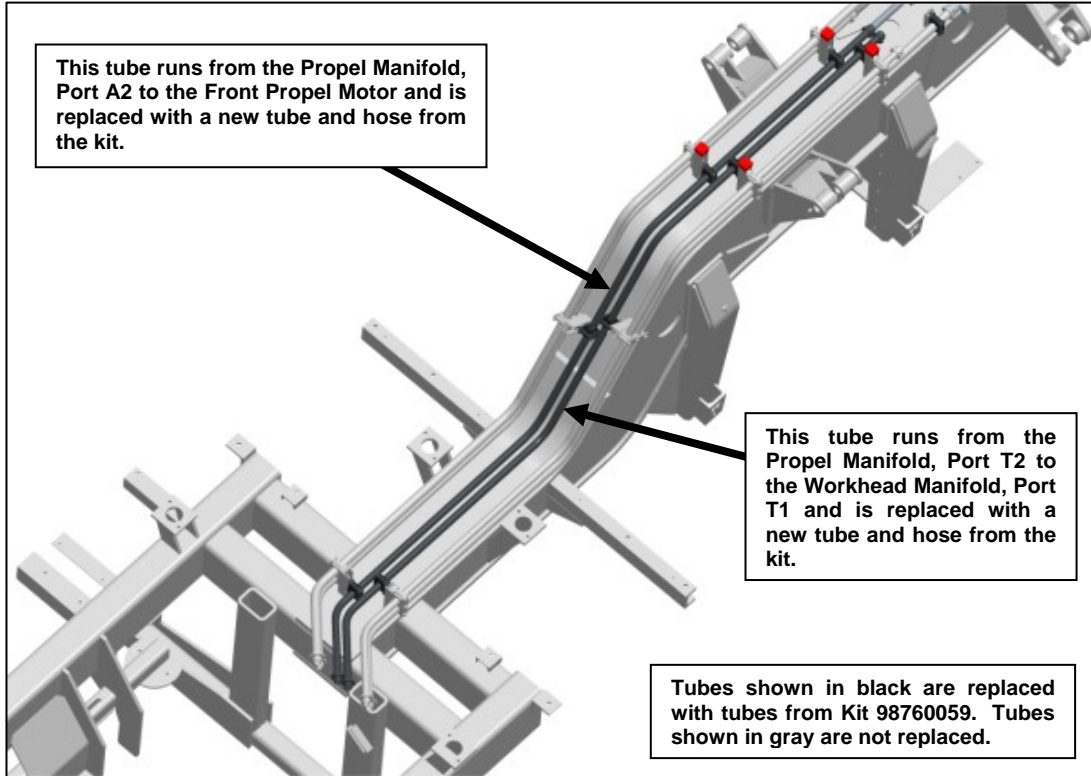


Figure 1

Tubes that are replaced when Kit 98760059 is installed

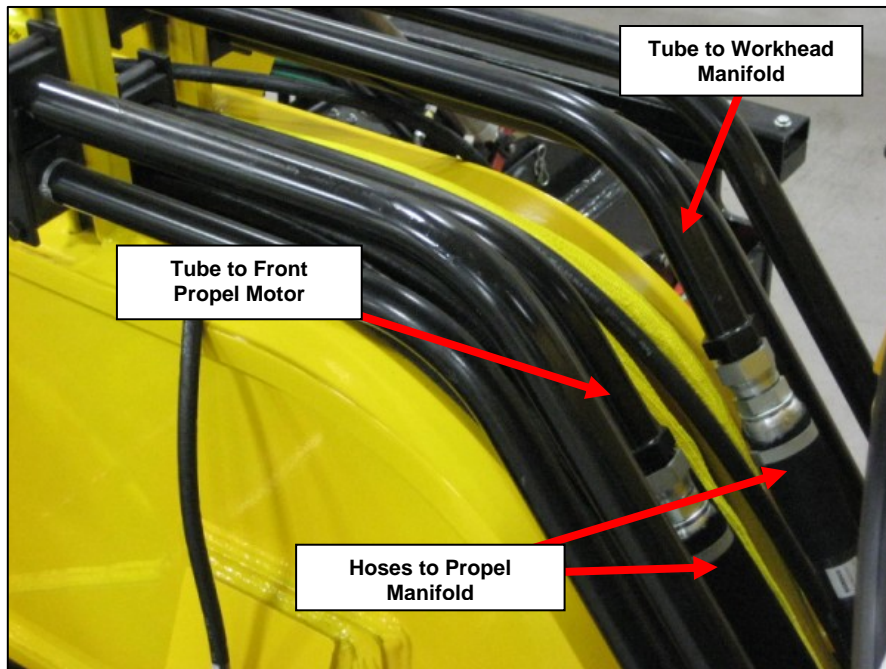


Figure 2

Tube/Hose connections after installation of Kit 98760059