



Product Support Bulletin 2004-008

245 W. Forest Hill Avenue
Oak Creek, WI 53154

Contact: Gary D. Van Deluyster, Service Manager – Phone: 800-445-9258 – Fax: 414-766-2379

Maintenance of Way ~ Work Equipment Bulletin

DATE: September 18, 2004

SUBJECT: Bulk Loader Vibrator Castle Nut Replacement Kit – 98410197P01

RATING:

<input checked="" type="checkbox"/> DIRECTIVE (Action is required)	<input type="checkbox"/> ALERT (Potential Problem)
<input type="checkbox"/> INFORMATION (Action is optional)	<input type="checkbox"/> PRODUCT IMPROVEMENT (Enhance Product)

MACHINE MODEL(S): Model 99C & Model CX Spiking machines with Pusher-type Bulk Loader

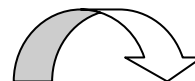
SERIAL NUMBER(S): 410501-410591

SUMMARY: The Bulk Loader Vibrator is attached to the bottom of the bulk loader bin with 2 bolts and castle nuts. See figure 1. Some bins may have had a slotted nut installed in place of the castle nut. A slotted nut is not as thick as a castle nut and the cotter pin will not engage the slots in the nut. This could allow the nut to loosen.

OPERATIONAL IMPACT: As the vibrator moves, the mounting holes will become enlarged damaging the spike bin. Vibrator action will be reduced and will eventually become ineffective. The vibrator itself could also be damaged and may eventually fall off the machine.

ACTION: The vibrator mounting nuts must be checked to determine if they are incorrect. The correct castle nut is 13/16" thick and has a shoulder. The incorrect slotted nut is slightly over 5/8" thick and does not have a shoulder. See figure 2. If the wrong nuts are installed, they **MUST** be replaced with the correct **Castle Nut, p/n 3032211**. This nut, new bolts and new cotter pins are included in the kit. Blue Loctite® #242 (not included) must be used when installing the new bolts and nuts, and the nuts **tightened to 320 ft/lbs.** torque. If the mounting holes are enlarged, a replacement **Vibrator Mounting Plate, p/n 13227380** must also be installed and is included in the kit along with installation instructions. If the correct nuts are installed, **AND** the vibrator is not loose, no further action is required

WARRANTY: Vibrator mounting kits will be provided under warranty for all machines shipped with the incorrect nuts.






Figure 1

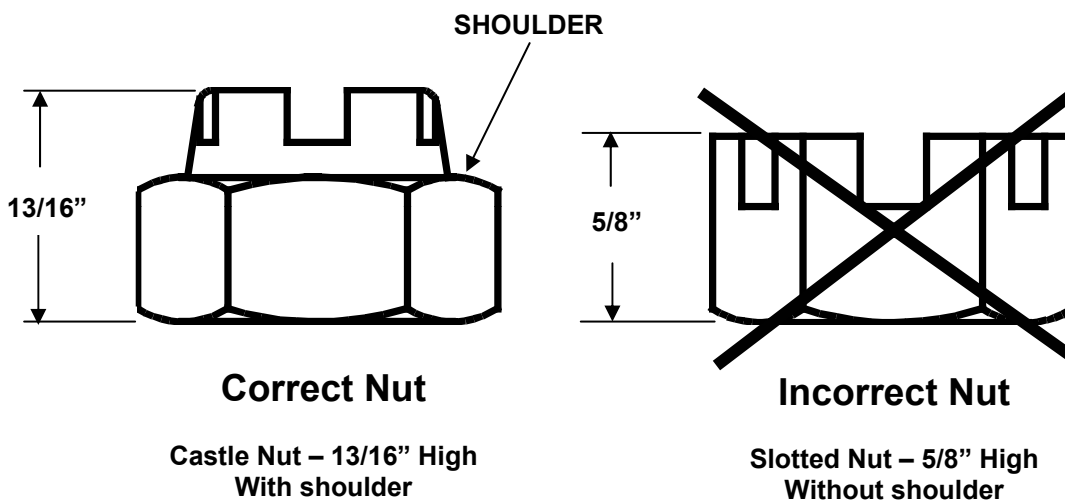


Figure 2